



ಬೃಹತ್ ಬೆಂಗಳೂರು ಮಹಾನಗರ ಪಾಲಿಕೆ
Bruhat Bengaluru Mahanagara Palike



BBMP COVID-19 WAR ROOM BULLETIN – 24.06.2021

BBMP / COVID-19 WAR ROOM / BULLETIN – 458/ 24.06.2021 / #BBMPfightsCOVID19



ABSTRACT OF COVID-19 CASES IN BENGALURU

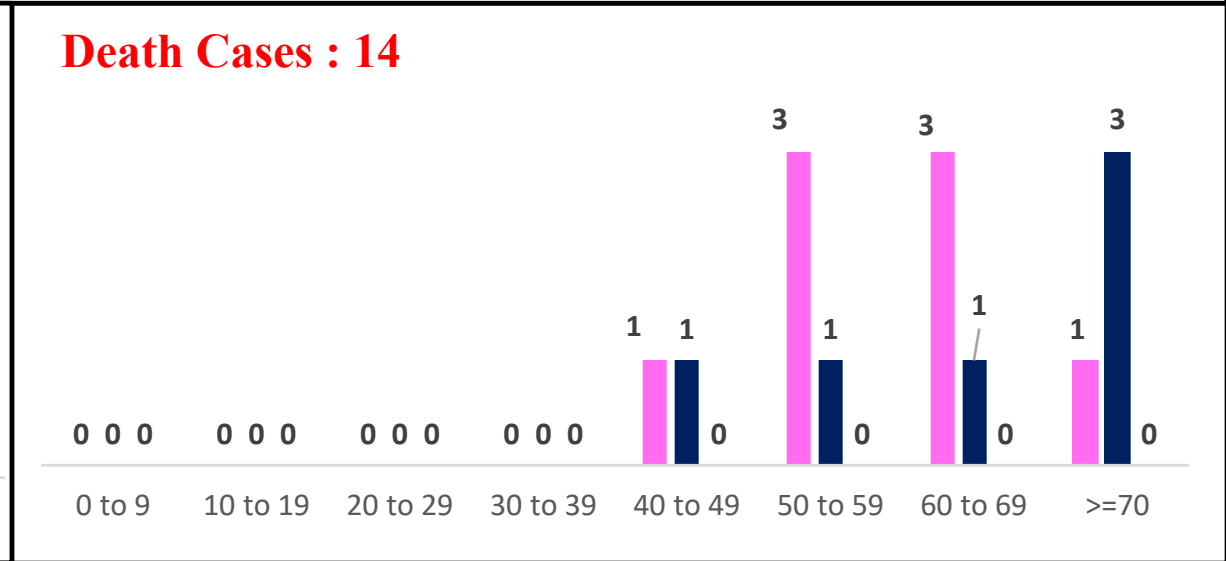
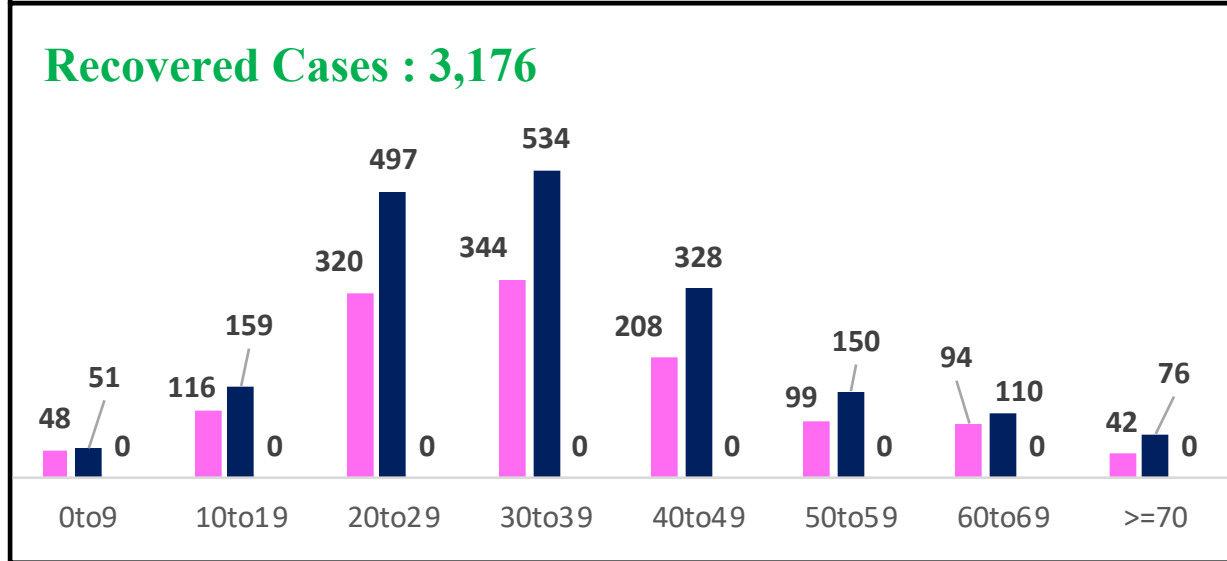
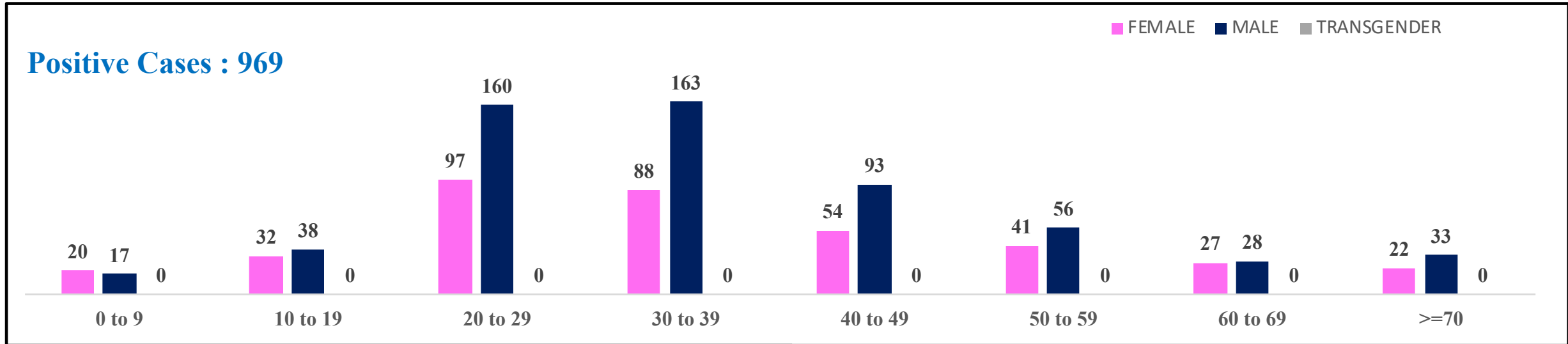


	MALE	FEMALE	TRANSGENDER	MALE	FEMALE	TRANSGENDER	TOTAL	
	Last 24 Hours	Last 24 Hours	Last 24 Hours	Cumulative	Cumulative	Cumulative	Last 24 Hours	Cumulative
Positive Cases	588	381	0	7,22,563	4,86,380	130	969	12,09,073
Recovered Cases	1,905	1,271	0	6,72,718	4,53,684	97	3,176	11,26,499
Death Cases	6	8	0	9,848	5,686	4	14	15,538
Total Tests Done	In Last 24 hrs : 65,749					Cumulative : 1,43,81,732		
ACTIVE CASES					67,036			

* Covid deaths occurred today : 07 | Covid deaths occurred in last 72 hours, reported today : 07



LAST 24 HOURS AGE GROUP AND GENDER WISE DISTRIBUTION





SNAPSHOT OF BENGALURU COVID-19 CASES IN LAST 8 WEEKS



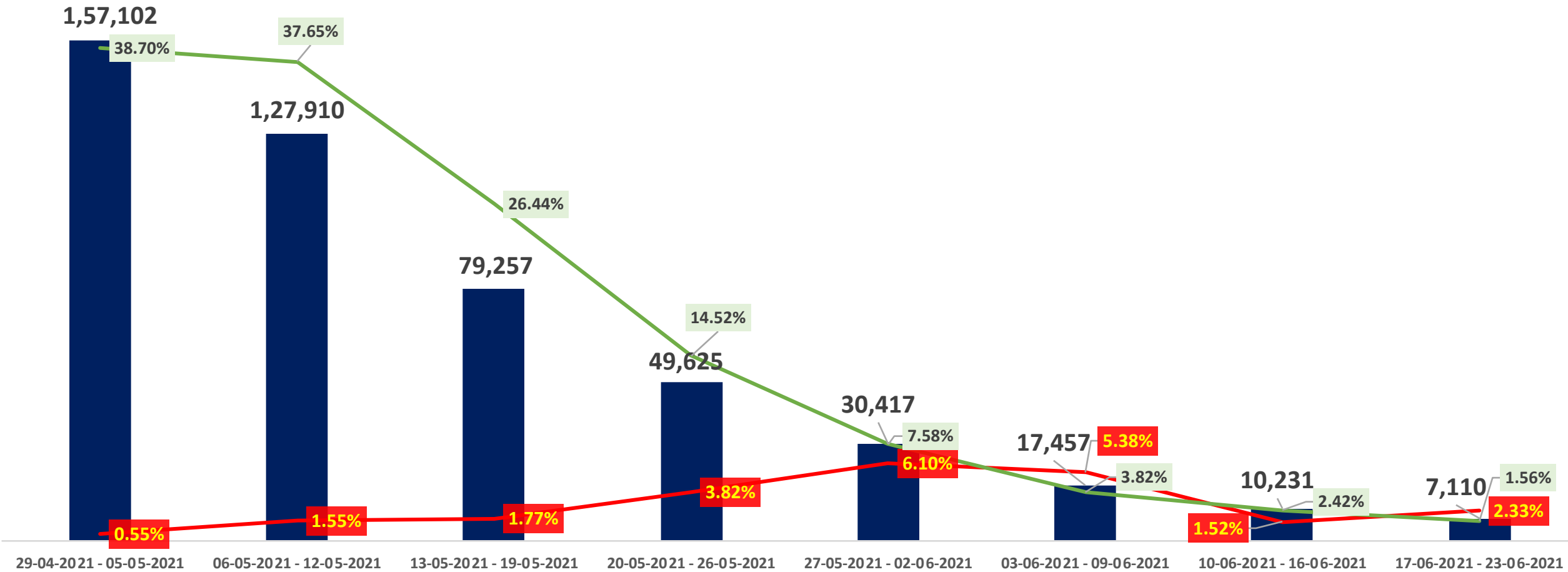
	29/04/21 TO 05/05/21	06/05/21 TO 12/05/21	13/05/21 TO 19/05/21	20/05/21 TO 26/05/21	27/05/21 TO 02/06/21	03/06/21 TO 09/06/21	10/06/21 TO 16/06/21	17/06/21 TO 23/06/21
Total Positive Cases	1,57,102	1,27,910	79,257	49,625	30,417	17,457	10,231	7,110
Total Recovered Cases	61,025	99,097	1,30,795	1,47,966	1,00,548	55,479	26,555	18,851
Total Death Cases	866	1,981	1,402	1,896	1,855	939	156	166
Case Fatality Rate	0.55%	1.55%	1.77%	3.82%	6.10%	5.38%	1.52%	2.33%
Total Tests Conducted	4,05,947	3,39,693	2,99,818	3,41,802	4,01,497	4,56,429	4,22,387	4,55,171
Positivity Rate	38.70%	37.65%	26.44%	14.52%	7.58%	3.82%	2.42%	1.56%



POSITIVITY AND MORTALITY RATE OF BENGALURU – LAST 8 WEEKS

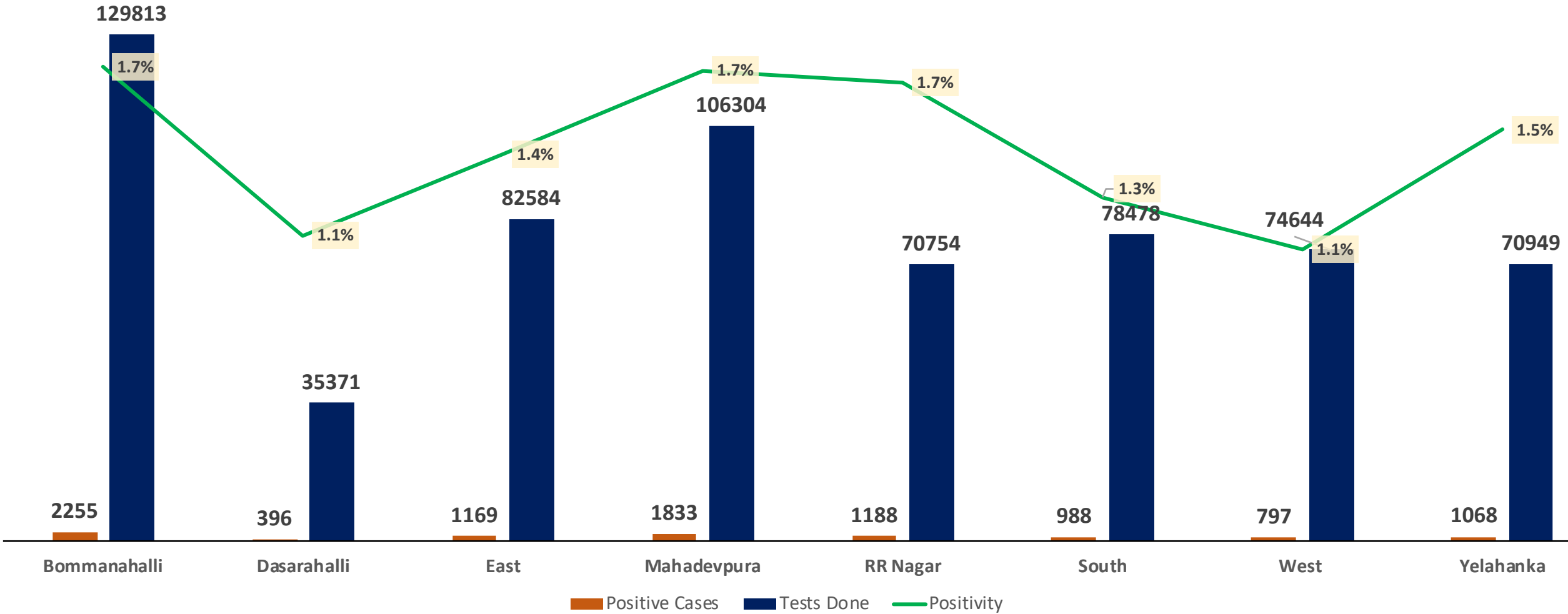


■ Total Positive Cases — Case Fatality Rate — Positivity Rate



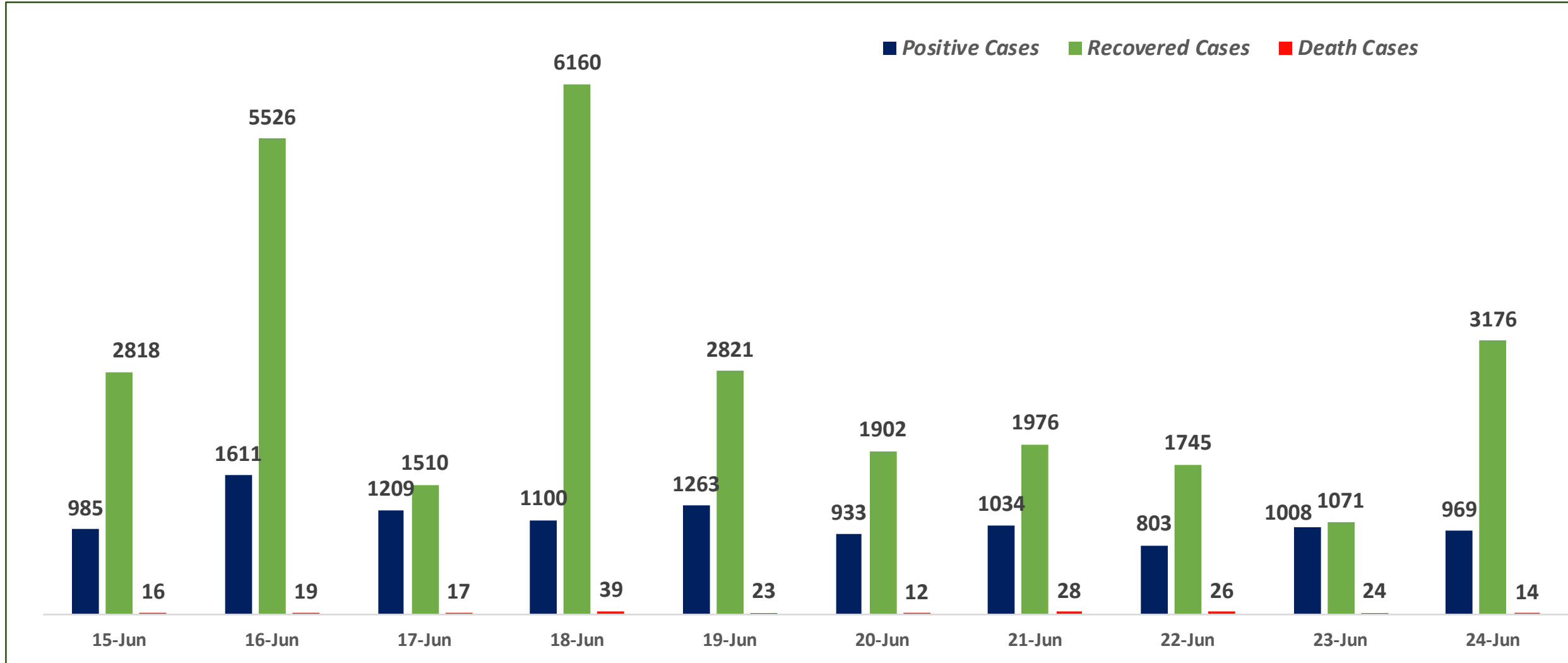


ZONE WISE POSITIVITY TREND IN LAST 10 DAYS





SNAPSHOT OF POSITIVE, RECOVERED AND DEATH CASES OVER LAST 10 DAYS ACROSS BBMP ZONES

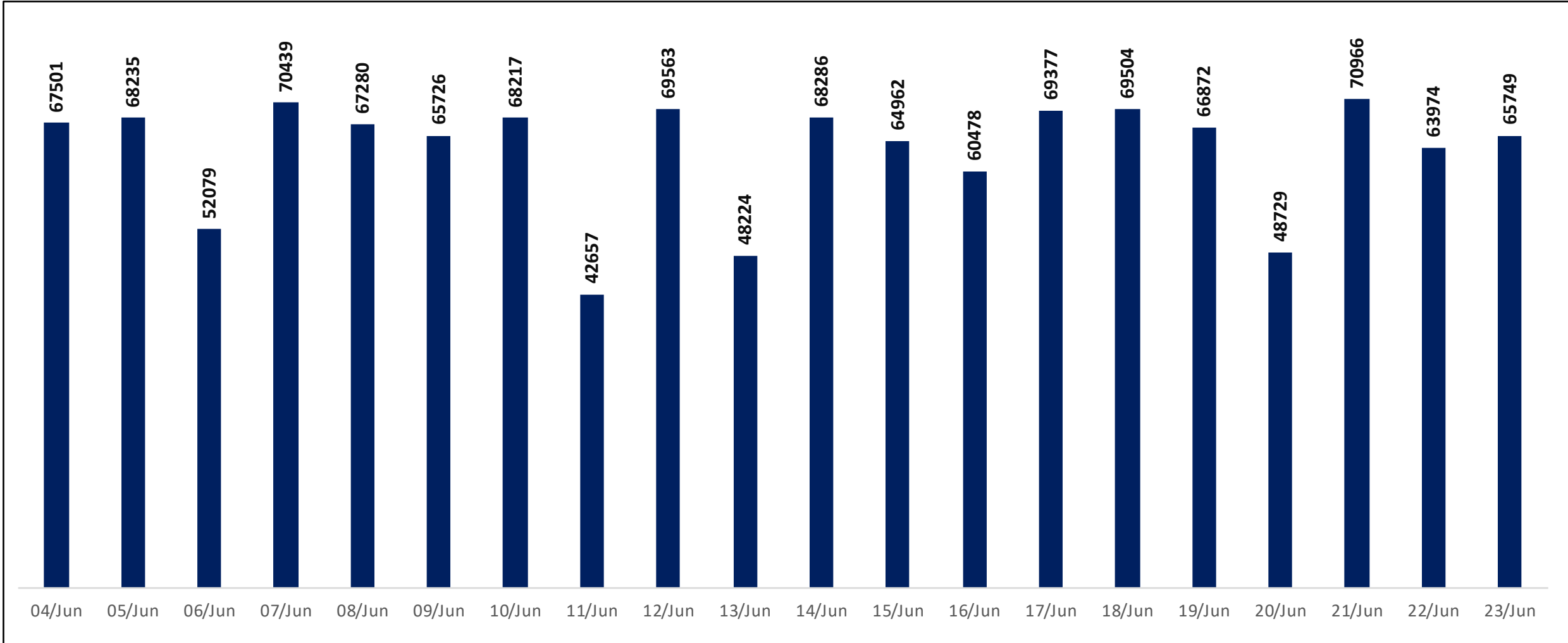




TESTING TRENDS IN BENGALURU



Total Test Conducted Till Date	Test Conducted Last 24 hours
1,43,81,732	65,749





BENGALURU URBAN MAP SHOWING TREND OF POSITIVE CASES IN LAST 10 DAYS

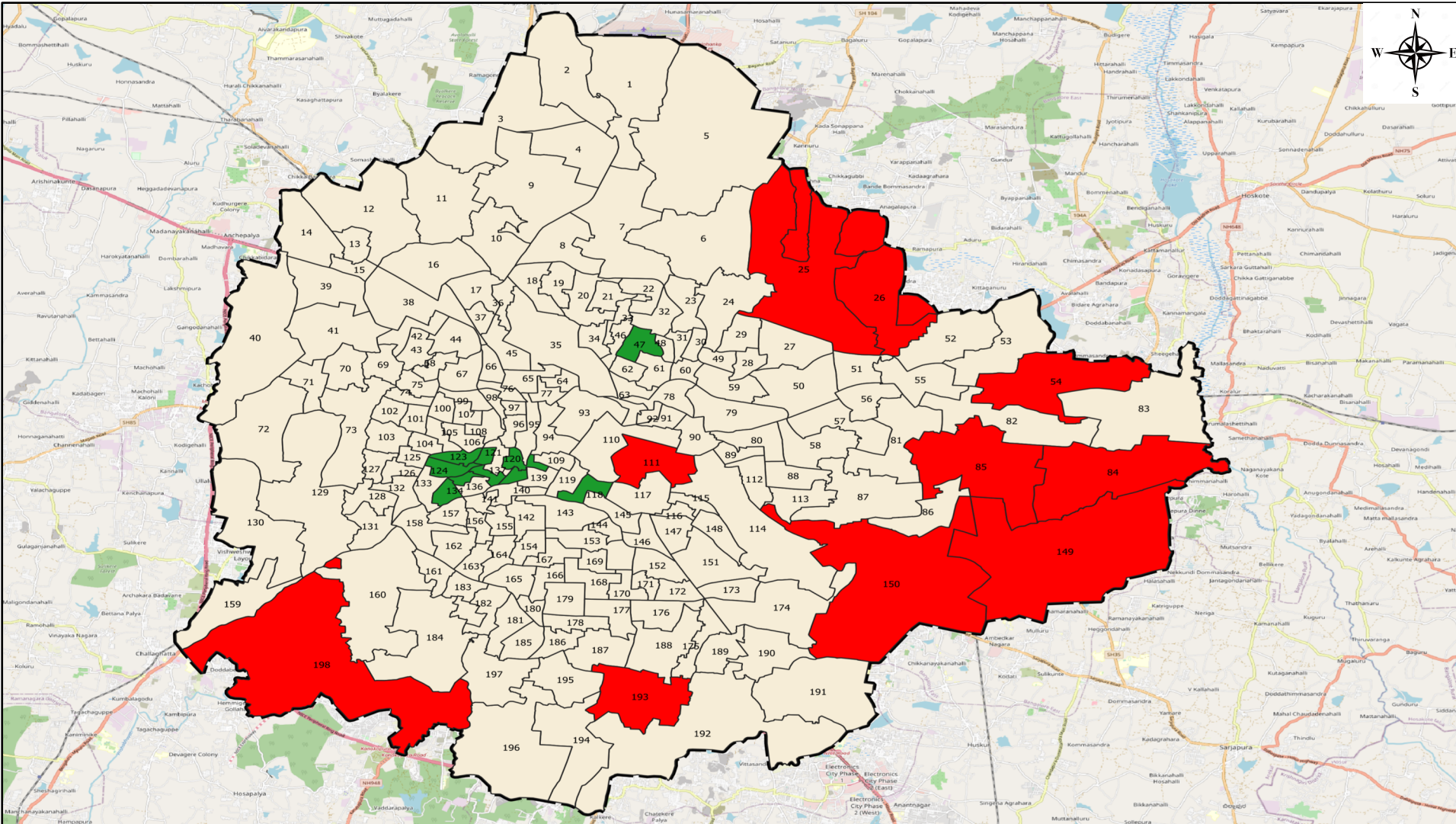


Top 10 wards reporting highest numbers of positive cases in last 10 days

Ward No.	Ward Name
150	Bellanduru
25	Horamavu
111	Shantala Nagar
84	Hagadur
149	Varthuru
26	Ramamurthy Nagar
193	Arakere
85	Dodda Nekkundi
198	Hemmigepura
54	Hoodi

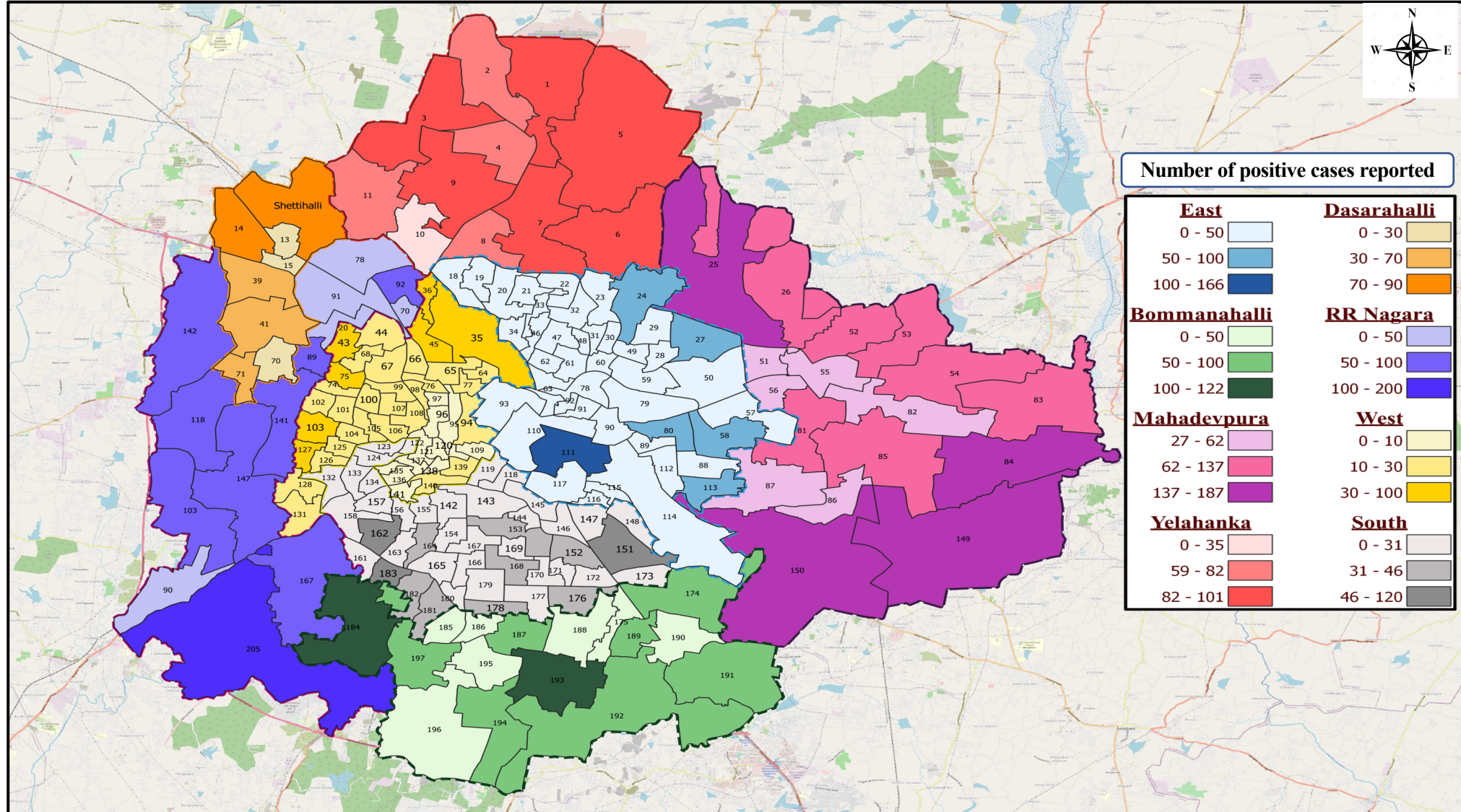
Top 10 wards reporting least numbers of positive cases in last 10 days

Ward No.	Ward Name
120	Cottonpete
124	Hosahalli
135	Padarayanapura
47	Devara Jeevanahalli
118	Sudham Nagar
122	Kempapura Agrahara
137	Rayapura
123	Vijayanagara
134	Bapuji Nagar
138	Chalavadipalya





BENGALURU MAP SHOWING TREND OF WARD WISE POSITIVE CASES IN LAST 10 DAYS

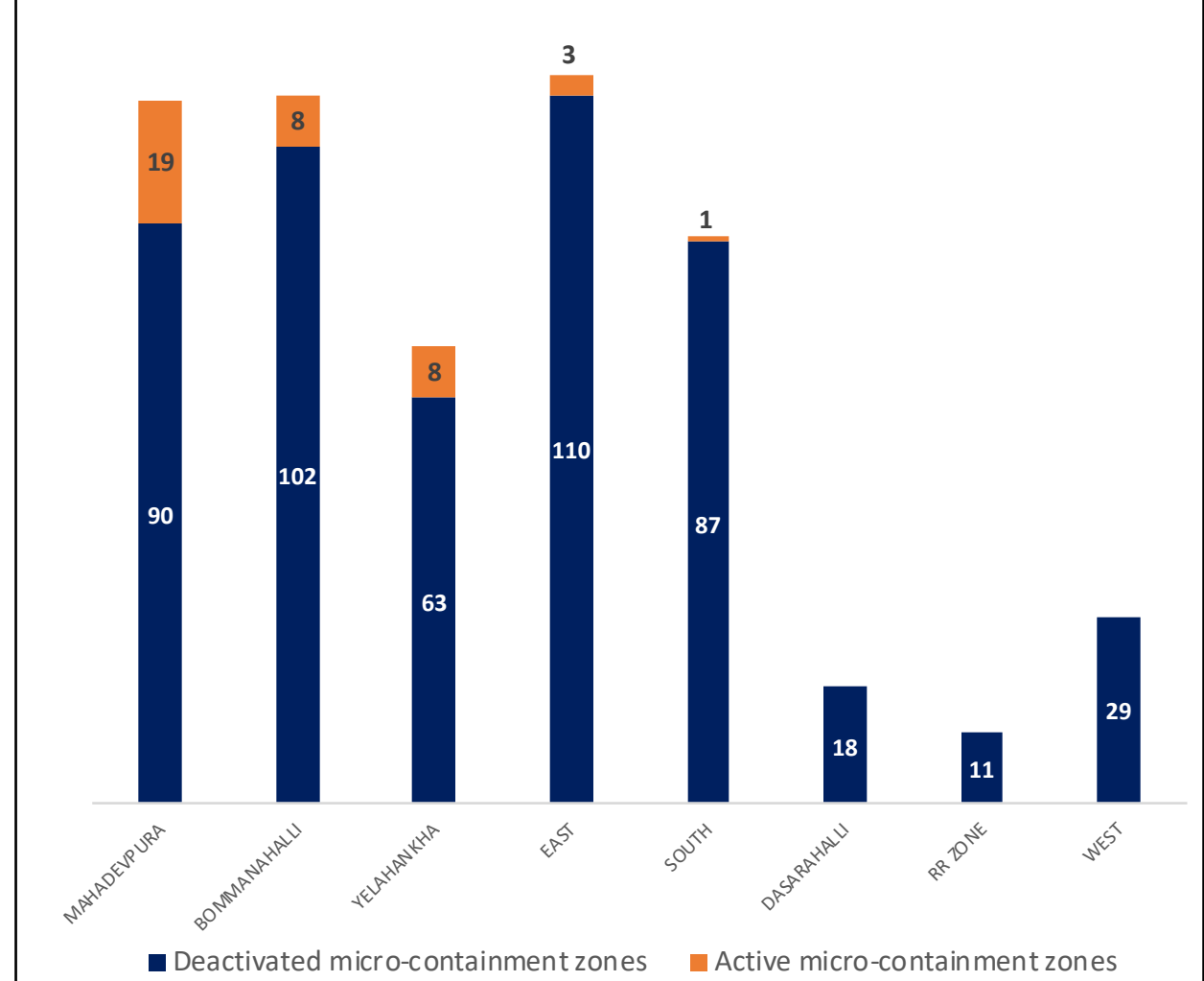




MICRO CONTAINMENT ZONES DETAILS



ZONE	Total Declared micro containmnet zones	Total deactivated micro-containment zones	Total active micro-containment zones
MAHADEVPURA	109	90	19
BOMMANAHALLI	110	102	8
YELAHANKHA	71	63	8
EAST	113	110	3
SOUTH	88	87	1
DASARAHALLI	18	18	0
RR ZONE	11	11	0
WEST	29	29	0
TOTAL	549	510	39



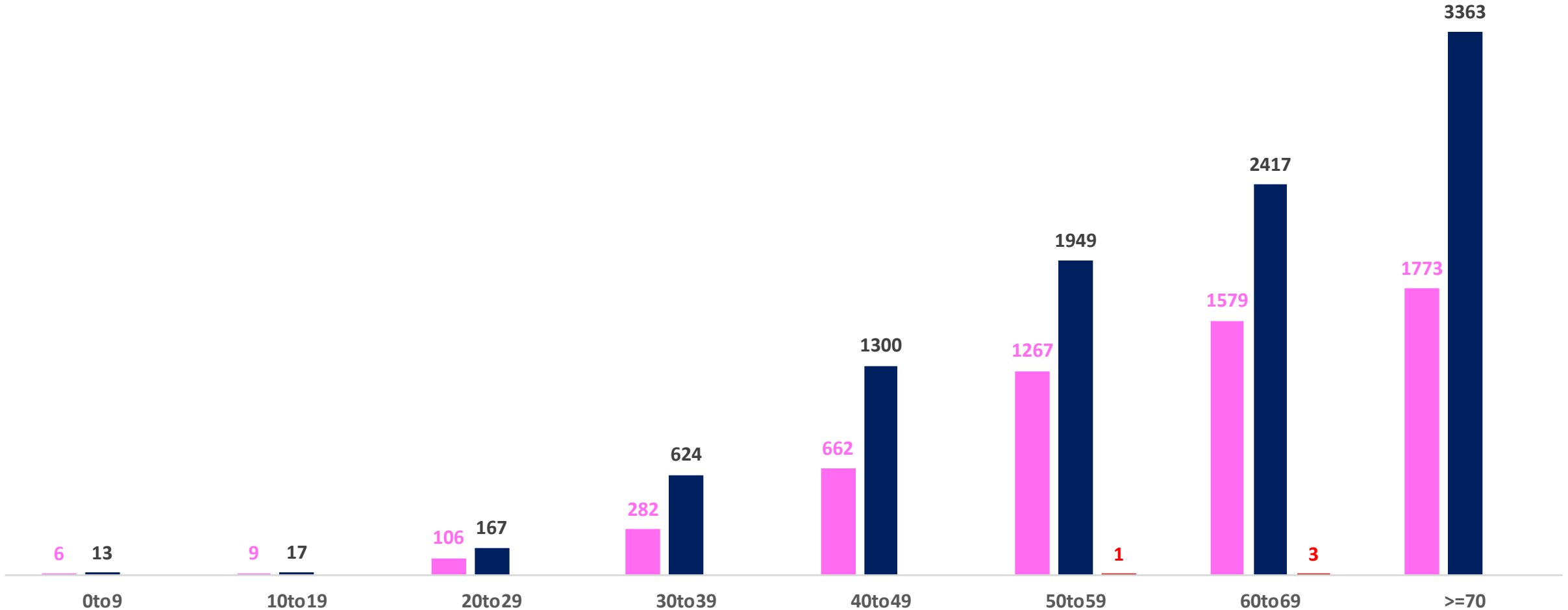


AGE AND GENDER WISE DISTRIBUTION OF DEATH CASES



Death Cases: 15,538

Female Male Transgender

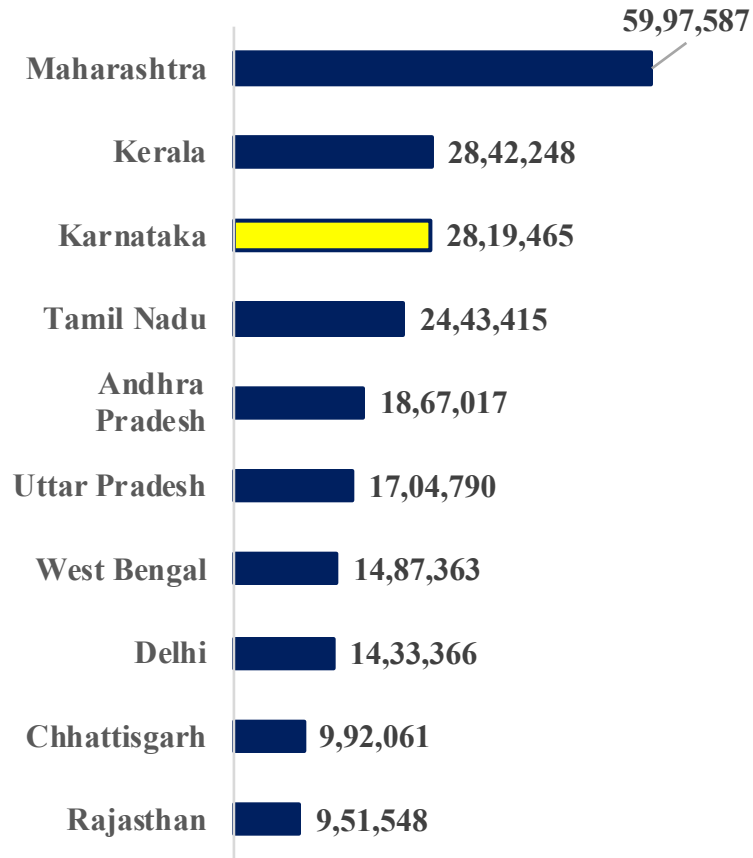




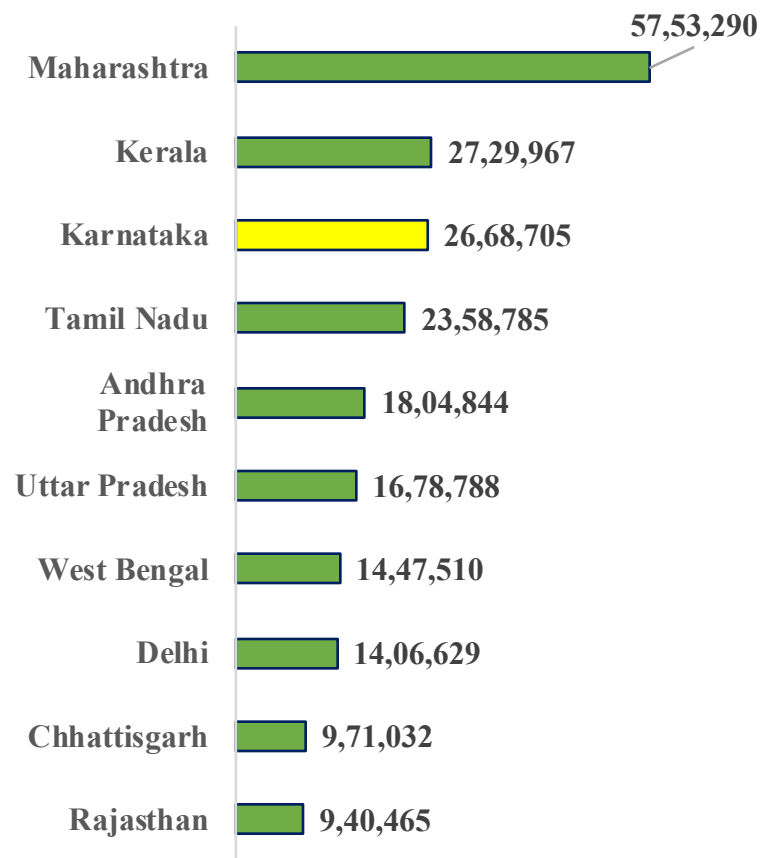
TOP 10 COVID19 AFFECTED INDIAN STATES



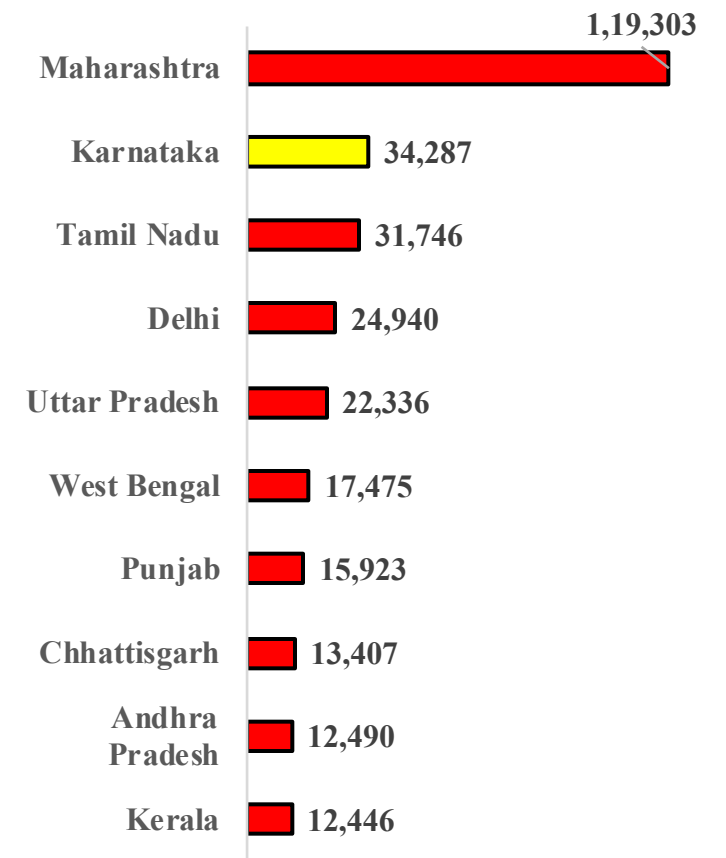
Total Positive Cases



Total Recovered Cases



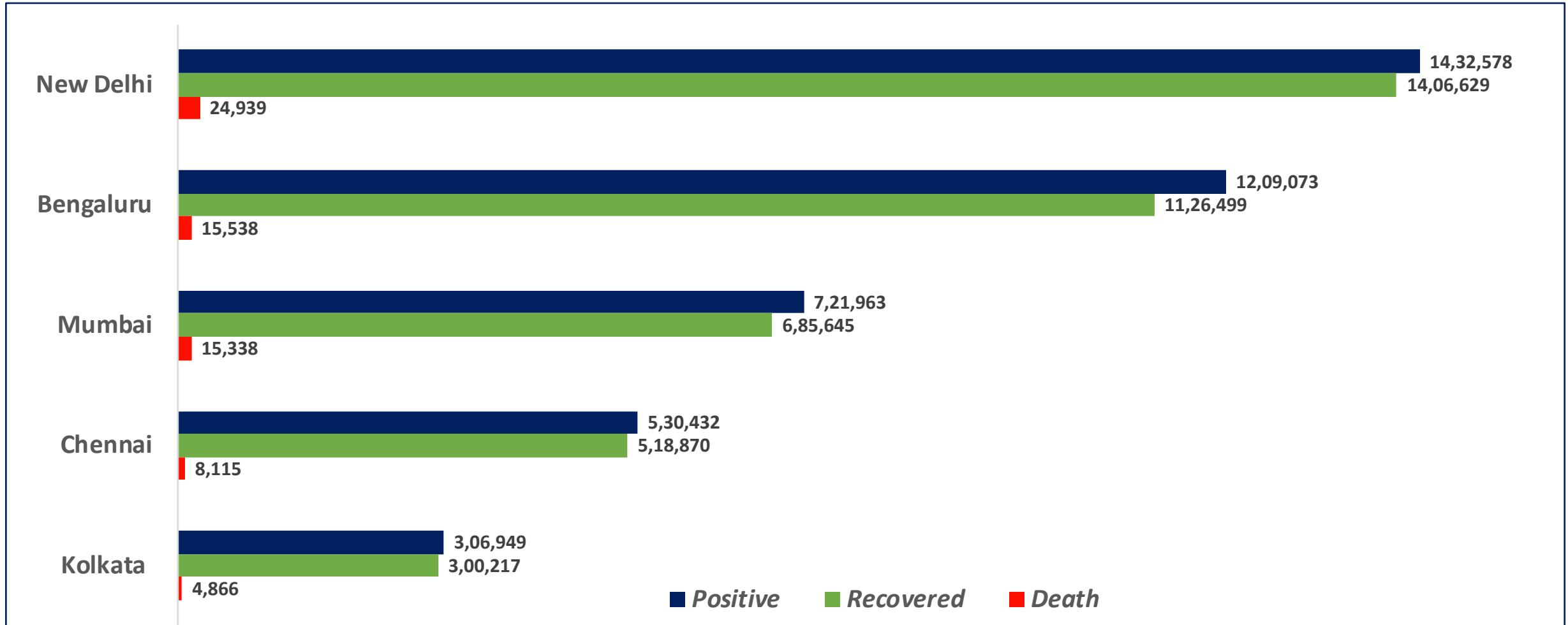
Total Death Cases



Source : <https://www.covid19india.org/> at 6:30 pm (24.06.2021)



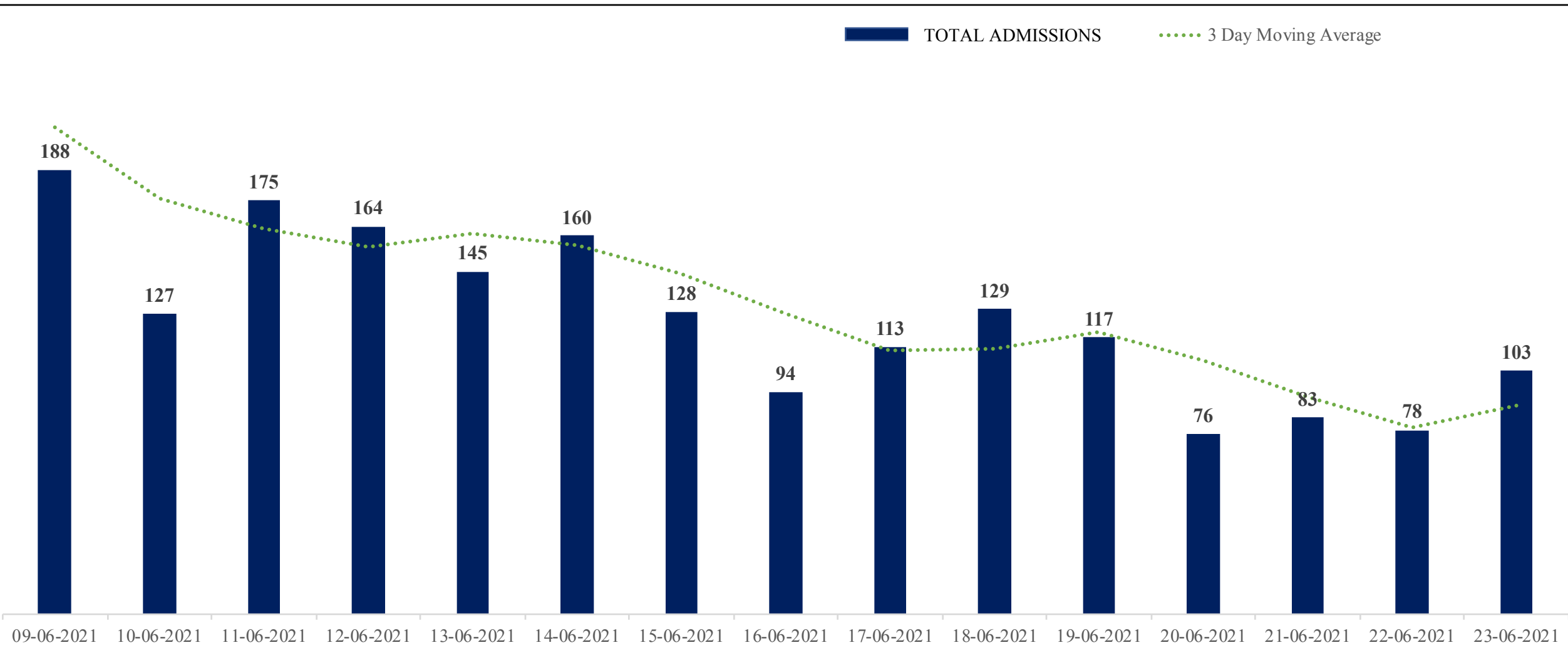
BENGALURU AND OTHER METROPOLITIAN CITIES



Source : <https://www.covid19india.org/> at 6:30 pm (24.06.2021)



HOSPITAL ADMISSIONS LAST 15 DAYS TREND



* Numbers as per Central Hospital Bed Management System (CHBMS)

* Only Fresh Admissions considered



CCC/TRIAGE CENTRE REPORT – 24.06.2021

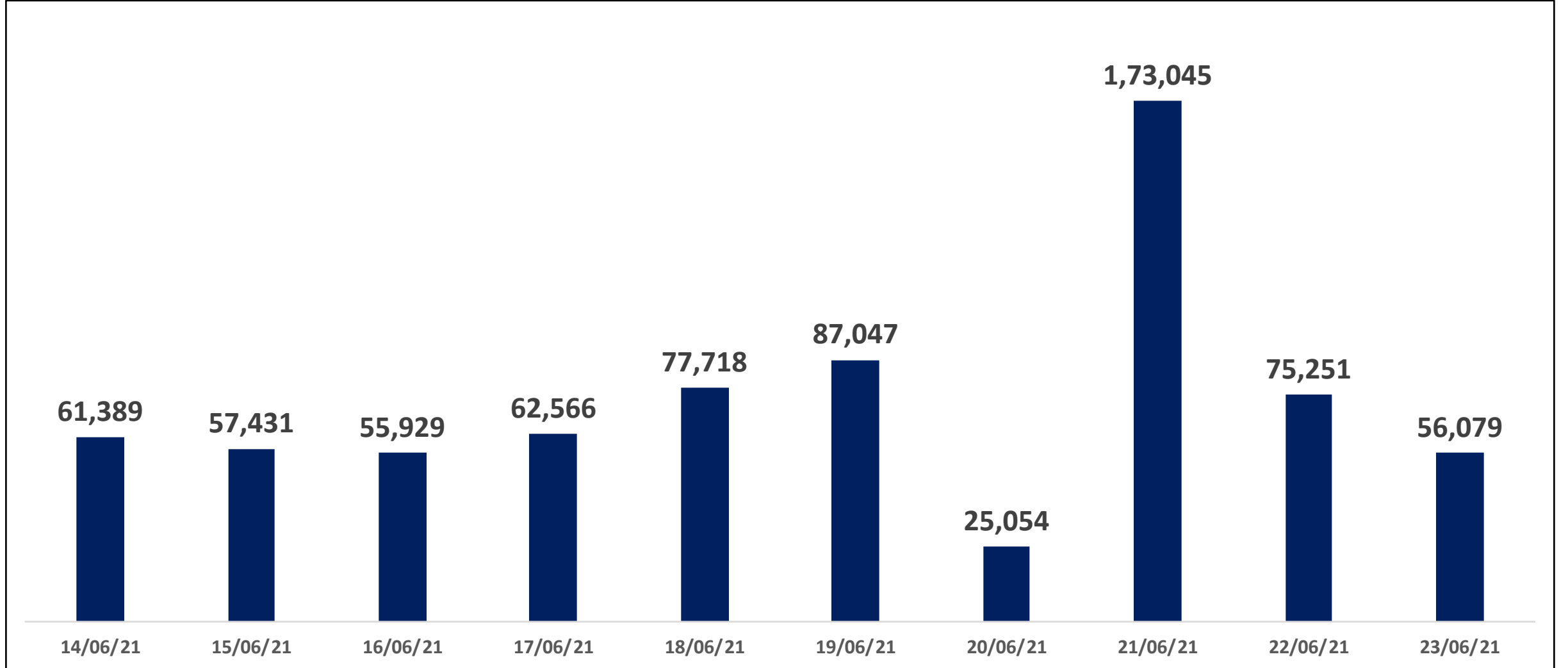


ZONE NAME	Total Triage Centres	Triage Details Breakup				Of Today's Triage, Patient Recommended for		
		Triaged till Previous Day	Today's Walk In Triage	Today's MTU Triage	Total Triaged Today	Home Isolation	CCC / MH	Hospital
BOMMANAHALLI	0	798	0	0	0	0	0	0
DASARAHALLI	2	891	3	0	3	2	1	0
EAST	2	437	9	0	9	4	2	3
MAHADEVAPURA	2	1119	17	0	17	2	8	7
RR NAGAR	3	2290	5	10	15	15	0	0
SOUTH	3	1918	10	0	10	2	2	6
WEST	2	658	2	0	2	1	0	1
YELAHANKA	3	1100	2	8	10	6	3	1
TOTAL	17	9211	48	18	66	32	16	18

* data as on 04:00 PM (24.06.2021)



TOTAL VACCINATION DOSES ADMINISTERED IN LAST 10 DAYS





COVID BED STATUS AS ON 24.06.2021



SR. NO.	Facility Type	No. of Hospital	Total Allocated Beds for C+ Patients					Occupied Beds for C+ Patients					Net Available Beds for C+ Patients				
			Gen Beds	HDU	ICU Beds	ICU-V	Total	Gen Beds	HDU	ICU Beds	ICU-V	Total	Gen Beds	HDU	ICU Beds	ICU-V	Total
1	Government Medical Colleges	4	20	621	53	76	770	1	76	14	17	108	19	545	39	59	662
2	Government Hospitals	17	694	228	65	162	1,149	138	67	9	49	263	556	161	56	113	886
3	Private Medical Colleges	12	792	936	136	203	2,067	28	89	40	66	223	764	847	96	137	1,844
4	Private Hospitals	144	1,148	977	337	221	2,683	232	198	100	116	646	916	779	237	105	2,037
5	Covid Care Centre	17	300	764	-	-	1,064	204	170	-	-	374	96	594	-	-	690
Total Beds		194	2,954	3,526	591	662	7,733	603	600	163	248	1,614	2,351	2,926	428	414	6,119



SNAPSHOT OF COVID-19 CASES IN BENGALURU URBAN



**Total Wards With
>100 Cases* :
34**

**Tests Conducted
On 23.06.2021:
65,749**

**Recovery
Rate:
93.17%**

**Total
Active Cases :
67,036**

**Total Vaccinated on
23.06.2021:
56,079**

**Positivity
Rate* :
1.56%**

**Active
Rate:
5.54%**

**Case
Fatality Rate* :
2.33%**



*Total positive cases In the past 10 days

*CFR and positivity is for Past 7 days



ಬೃಹತ್ ಬೆಂಗಳೂರು ಮಹಾನಗರ ಪಾಲಿಕೆ
Bruhat Bengaluru Mahanagara Palike



Download BBMP Bulletin	https://apps.bbmpgov.in/covid19/mediabulletin.php
For BBMPCovid19 Bed Status:	https://apps.bbmpgov.in/covid19/en/Bedstatus.php
To register for vaccination :	https://selfregistration.cowin.gov.in/
BBMP COVID19 Dashboard:	https://apps.bbmpgov.in/covid19/
Follow us on:	 www.facebook.com/bbmp.comm1/
	 twitter.com/BBMPCOMM

Issued by:

**Honorable Chief Commissioner, BBMP
Special Commissioner Health & IT, BBMP
MD, Bengaluru Smart City Limited**

THANK YOU !



Should I take the vaccine if I have other conditions like high blood pressure or diabetes?

Yes, you should.

It is especially important for people with previous illnesses to get vaccinated, as they are at high risk of severe disease and death due to COVID-19.

Taking the vaccine will protect you.



The infographic features a yellow header with the question. Below it, a green circle contains an elderly man in a purple shirt and grey pants, looking at a large, anthropomorphic syringe character with a smiling face. The syringe character has arms and legs. The text is in white and green, with the 'myGov' logo in the top right corner.